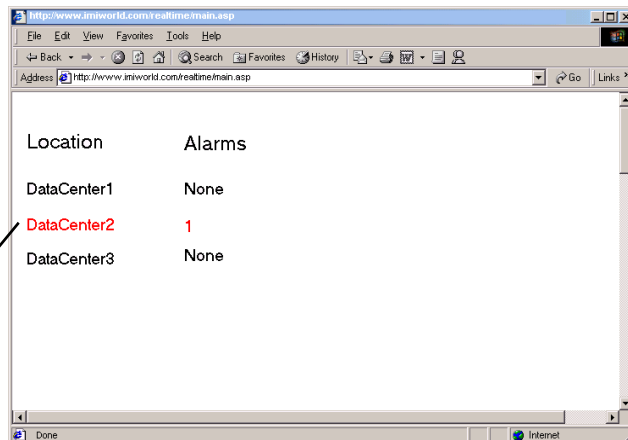




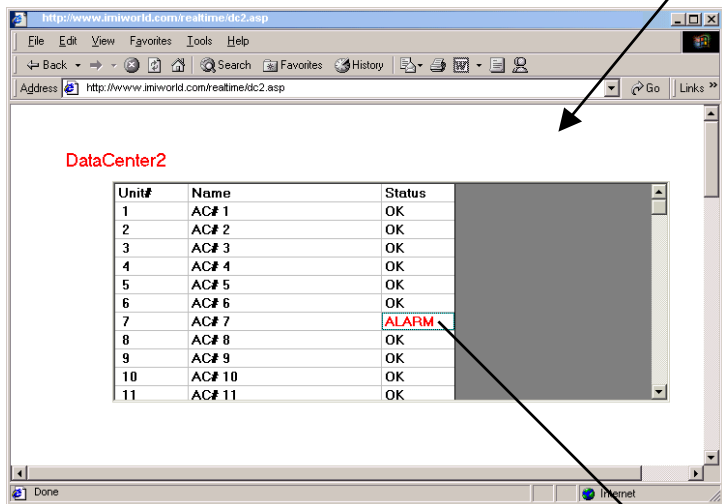
Web-based Monitoring



For sheer simplicity and ease-of-use nothing beats the internet for acquiring or sending information. Wouldn't it be great to tap into the farreaching powers of the internet to view the data concerning the environmental status of your facility? IntelliSite now makes it possible to utilize the world-wide web accessibility in order to monitor your facility. The optional software module works with IntelliSite Server to provide all the real-time information available in the IntelliSite User Interface to any computer with an internet connection and Internet Explorer (4.0 or later).

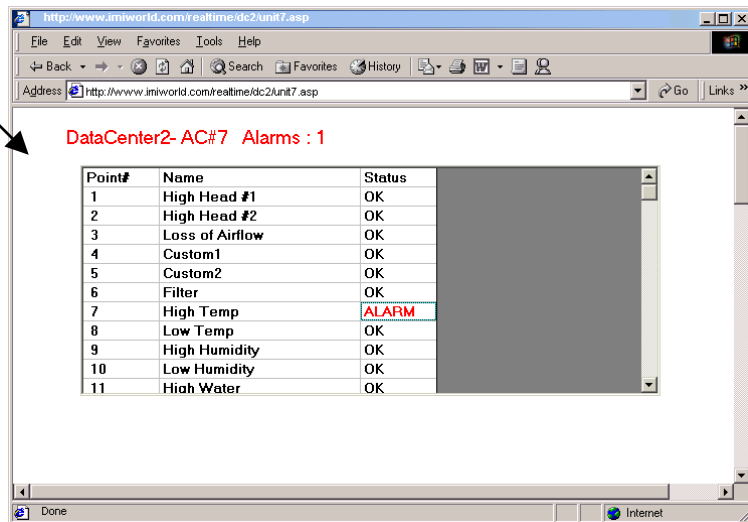


Location	Alarms
DataCenter1	None
DataCenter2	1
DataCenter3	None



DataCenter2

Unit#	Name	Status
1	AC# 1	OK
2	AC# 2	OK
3	AC# 3	OK
4	AC# 4	OK
5	AC# 5	OK
6	AC# 6	OK
7	AC# 7	ALARM
8	AC# 8	OK
9	AC# 9	OK
10	AC# 10	OK
11	AC# 11	OK



DataCenter2- AC#7 Alarms : 1

Point#	Name	Status
1	High Head #1	OK
2	High Head #2	OK
3	Loss of Airflow	OK
4	Custom1	OK
5	Custom2	OK
6	Filter	OK
7	High Temp	ALARM
8	Low Temp	OK
9	High Humidity	OK
10	Low Humidity	OK
11	High Water	OK

Note: While all monitored point data is available not all features of the IntelliSite graphical user interface are supported.